




Type	5 / 2		3 / 2		
	4A1 Spring return	4A2 Double acting	3A1 Spring return		3A2 Double acting
			NC	NO	
MVAA-	150	•	•	•	•
	180	•	•	•	•
	220	•	•	•	•
	260	•	•		
	300	•	•	•	•
	460	•	•	•	•

PILOT VALVE


MVAA series



SHUTOFF VALVE

MVHR series

(3/2)
Combined with air unit
MA**300, 302, 401, 403 series
as a module product.



Manual type

Solenoid type

EPA series

Variety of push type /
Spool with spring return or detented




ACT series



SHUTOFF VALVE

MVHT series


(2/2, 3/2)
Combined with air unit
MA*300, 302, 401, 403
series as a module
product.



HAND VALVE

MVHA series

(2/2, 3/2, 5/2)
TAC mini type /
Push button or
toggle operation /
Spring return or
detented



HAND LEVER VALVE

MVHB series

(5/2, 5/3)
Detented type



MECHANICAL VALVE

MVMB series

220—3/2, 5/2
250—2/2, 3/2
300—5/2

Variety of push type /
Spool with spring return or detented

MVMC series

210—3/2



MECHANICAL VALVE


MVMA

260, 300—5/2
Röller lever /
Spring return




HAND VALVE


**MVHF-3P-NC
MVHF-3P-NO**



**MVHF-3V
MVHF-5V**




MVHF-5P



MINIATURE PILOT ACTUATOR

**MVHF-AP3
MVHF-AP6A**



MOUNTING BRACKET

MVHF-LB



**VALVE ACTUATORS
MANUAL
PUSH BUTTON**

MVHF-PB2 / PB5



HAND VALVE

MVHD series


220—5/2
Push-pull type



ROTARY HAND LEVER VALVE

MVHC series

(4/3)
Detented type



HAND SLIDE VALVE

MVHS series

(2/2)
Pressure relieve /
Detented type



FOOT PEDAL VALVE

MVFA series

(3/2, 4/2)
Spool with spring
return & lock
mechanism
available.

